

The logo for the Ontario Clean Water Agency (OCWA) features the letters "OCWA" in a bold, blue, sans-serif font.The logo for the Ontario Clean Water Agency (OCWA) features a stylized blue wave icon to the left of the text.

ONTARIO CLEAN WATER AGENCY
AGENCE ONTARIENNE DES EAUX

Your Total
Water Solutions
Provider

A person in a yellow jacket is paddling a canoe on a calm lake. The water is still, reflecting the sky and the surrounding trees. The background shows a line of trees under a blue sky with some clouds.

Ontario Clean Water Agency- Working with the Town of Grand Valley

We are the Ontario Clean Water Agency (OCWA)

**Your trusted partner in providing safe, efficient
and sustainable water, wastewater and
stormwater solutions.**





4.5M Ontarians Place their Trust in Us

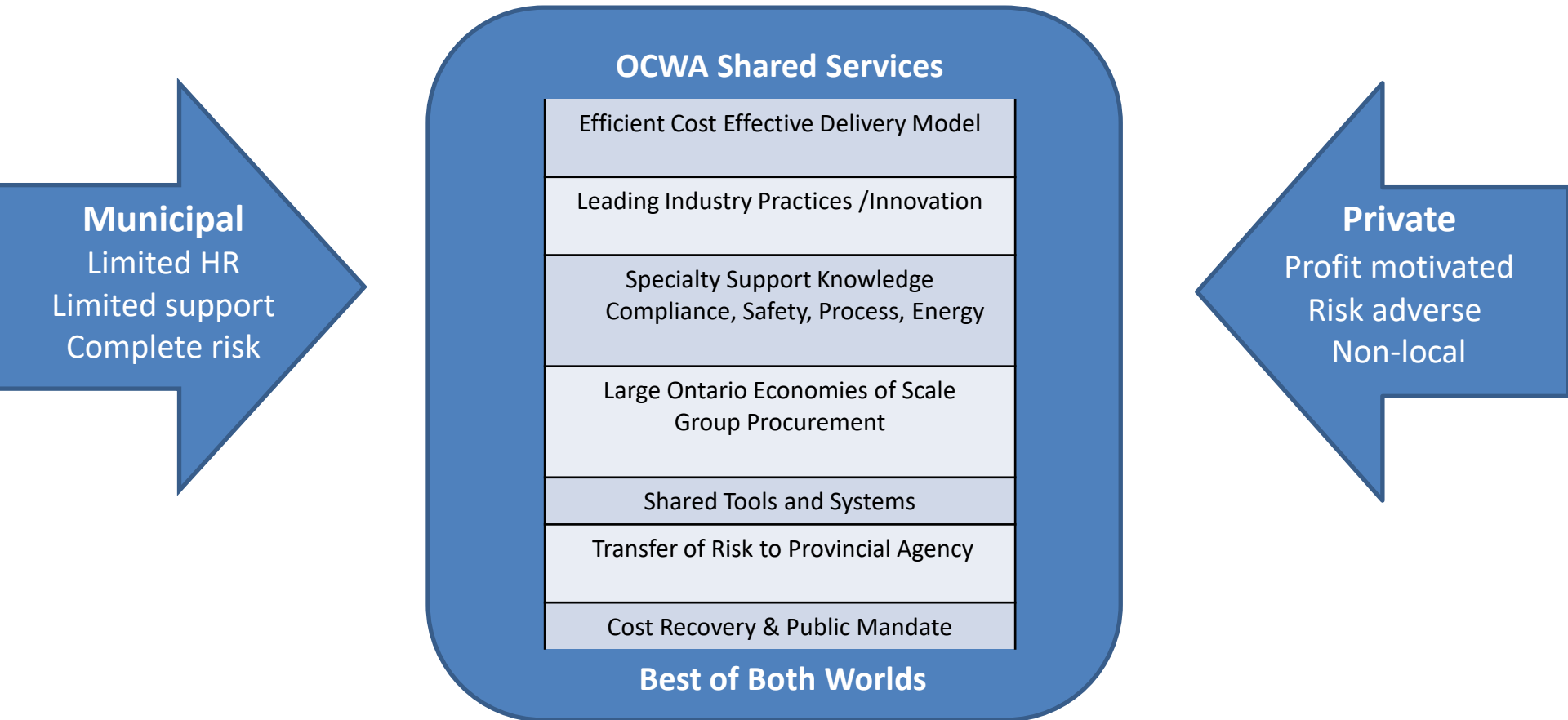


- Largest water and wastewater operator in Canada
- Hub and spoke network is our structural backbone
- OCWA's five emergency Response Teams backstop water emergencies across province
- Manage more than \$20 Billion in municipal infrastructure

Operational Support & Advisory Services



Shared Services: Cost-effective Delivery Model



Operations and Maintenance

Efficiently using all available resources and capacity to provide compliant and efficient operations and maintenance services



Major Maintenance/ Capital Recommendations

Every year, OCWA provides a six year rolling major maintenance/capital expenditure list

This list requires pre-approval and we work with staff to prioritize projects, to meet financial requirements while maintaining compliance

Compliance	DWQMS RA Outcome*	Health & Safety	Repair / Maintenance	Lifecycle Replacement	Improvement	Spare Parts Inventory
x				x	x	
x	x	x			x	
x	x	x			x	
x		x	x		x	x
				x	x	x
			x	x		
x	x	x		x	x	
			x		x	
			x	x		
			x	x	x	
x	x	x	x	x	x	
				x	x	

Legend

- 1 – Red - High priority recommended to be completed in the upcoming year
- 2 – Yellow - Medium priority recommended to be completed in 1-3 years
- 3 - Grey – Low priority recommended to be completed in 4-5 years

Maintaining your Assets – CMMS

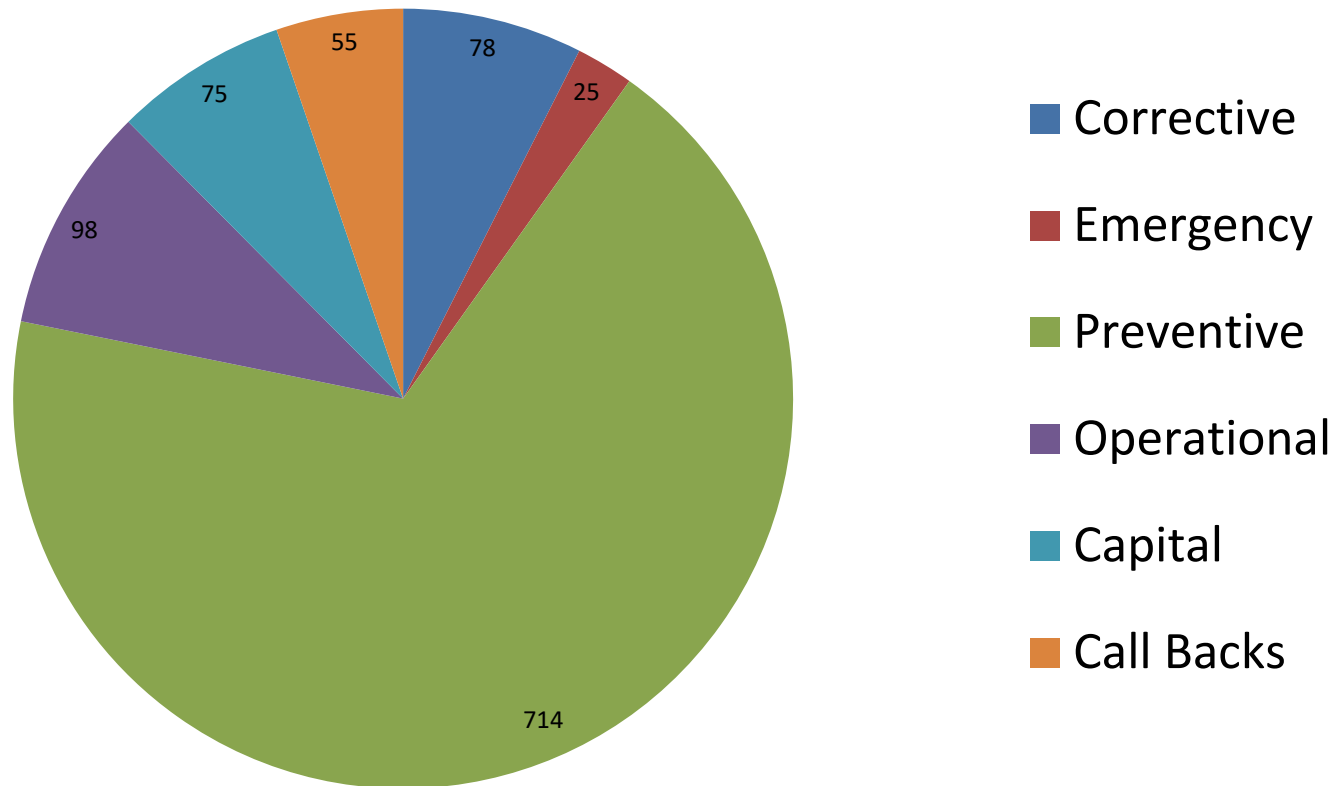
The screenshot displays a comprehensive CMMS interface with several key sections:

- Quick Insert:** Buttons for 'New WO (Call Back/Emergency)' and 'New WO (Capital/Corrective)'.
- Favorite Applications:** Links for 'Labor Reporting' and 'Work Order Tracking'.
- My regular hours last week:** A table showing performance metrics for 'MCREGHR51' with columns for Status, Last Reading, Actual, Target, and Variance.
- My Assigned Work:** A table listing work orders with columns for Work Order, Description, Work Type, Crew Work Group, Status, Reported Date, and Criticality.
- My Current PM's:** A section for preventive maintenance tasks, currently showing a loading spinner.
- My Overdue PM's:** Another section for overdue maintenance tasks, also showing a loading spinner.
- My Area Capital and Corrective Work:** A bar chart and a data table showing project values and percentages.
- My generated Corrective's last 30 days:** A section for recent corrective work, showing a loading spinner.
- My Overdue PM's (Summary):** A table with columns for Status, KPI, Actual, Target, and Variance, listing overdue periods of 35, 60, and 90 days.
- My Area Callbacks last 30 days:** A section for recent callbacks, showing a loading spinner.
- My Area Callbacks last 30 days (Gauge):** A gauge chart at the bottom left showing callback levels.

Work Order	Description	Work Type	Crew Work Group	Status	Reported Date	Criticality
257766	Supervisor Spot Check (ty) - 5672 (ovrnc)	OPER	MCMGR	APPR	2/1/17 08:55:34	3
352870	Community Water Machine On Tap (CP)	PM		APPR	8/1/17 05:00:33	3
10426206	Robert LeBlanc Administrative Work Order	ADMIN		INPRG	1/1/13/15 11:05:28	3
344394	Capital assemble bottle busters hub office 6096	CAP	MCCP	PLAN	5/3/17 06:42:47	5
196460	Capital Fluoride System Upgrade CP WT 5884	CAP	MCCP	WIAVL	11/9/16 11:10:02	4

Project	Value	Percent (%)
CARPLC5672S-400	16	13.81
CARPLC5684W-400	8	6.5
CARPLM5672S-000	12	9.76
CARPLM5684W-000	2	1.63
MERWOC1161W-400	4	3.25
MERWOC1162S-400	5	4.07
MERWOH1161W-001	6	4.88
MERWOH1162S-001	4	3.25
MSBHC1217S-400	3	2.44
MSBHC5676W-400	5	4.07
MSBHC5678S-400	11	8.94
MSBHH1217S-001	4	3.25
MSBHS5676W-001	4	3.25
MSBHS5678S-001	17	13.82
RENFRC5662W-400	6	4.88
RENFRC5663S-400	8	6.5
RENFRC5662W-000	1	0.81
WESPOC5659S-400	4	3.25
WESPOC5660W-400	2	1.63
Z1231H1231H-001	1	0.81

CMMS –Work Order Summary (2020-2024)





OCWA's Partnership with Grand Valley

- Manage \$14M+ of your wastewater assets
- Partnered with the Town since 1993
- Current contract expires December 31st 2024
- Compliance excellence — as demonstrated in the 2020 detailed MECP inspection at the Grand Valley Wastewater Plant, where the facility received zero non-compliances and zero recommendations for improvement



Operating Agreement Renewal

From an operating perspective, a five-year renewal will provide:

- Continuity of service which supports continuous improvement and a whole-system approach to operations
- Stability for extended programs, capital planning and process adjustments
- Continuity of staff to retain site-specific knowledge and build capacity
- Extended tracking of asset maintenance, process, and compliance results which support future trending and troubleshooting in unusual circumstances
- As a cost recovery public agency, we provide affordable essential services to municipalities in a manner that recovers our costs. Included in OCWA's pricing are off-site resources required to support on-site operations

Price Proposal

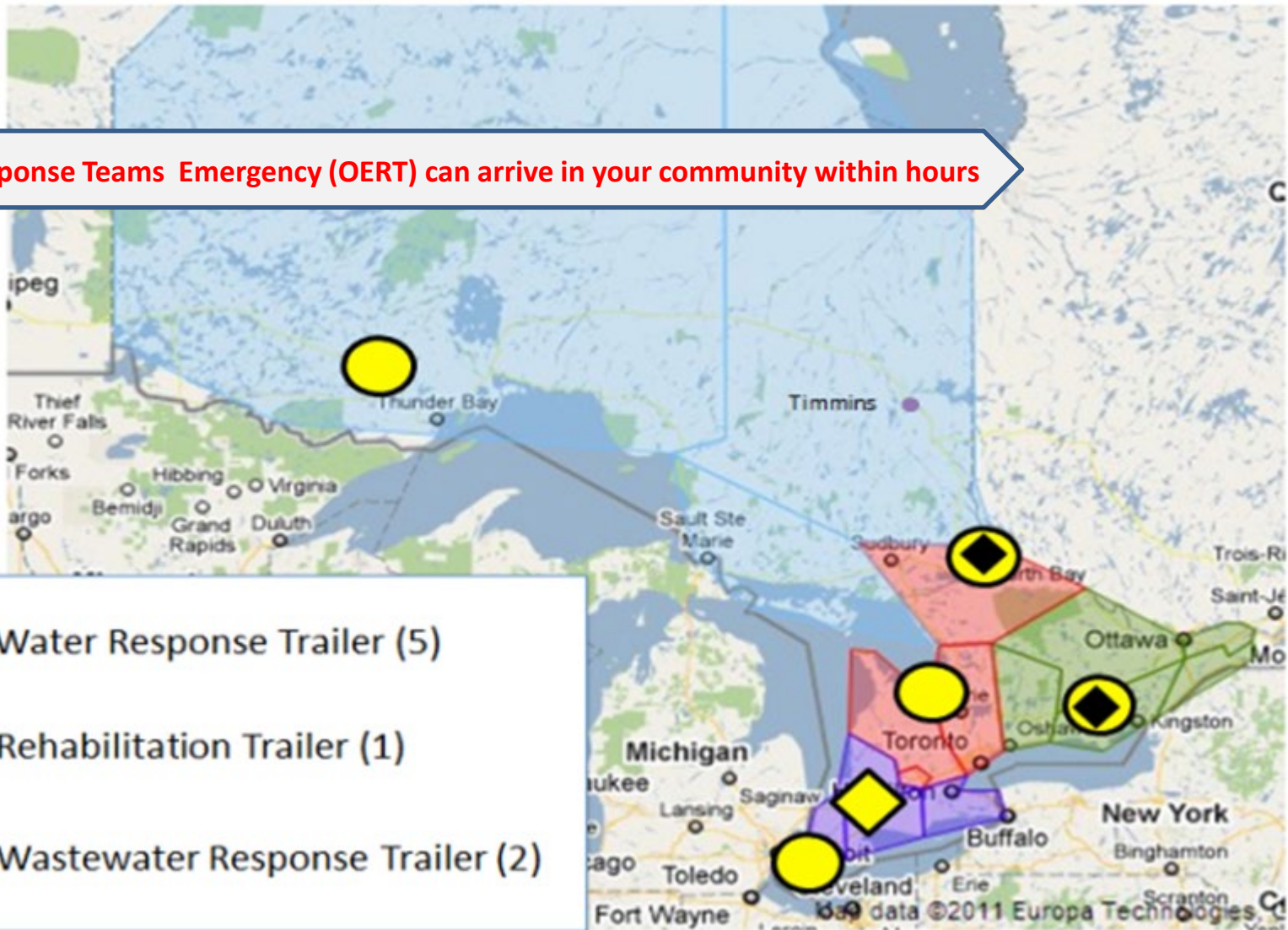
- OCWA is proposing an annual operating price of **\$398,907** for the continued operations and maintenance of the Grand Valley wastewater treatment plant owned by the Town of Grand Valley.
- The price increase of \$84,749.64 from the 2024 operating budget is the result of a number of inflationary factors relating to labour, chemicals, insurance, services and supplies.

Breakdown of Annual Price Increase	Amount
Labour	\$33,727
Chemicals	\$16,007
Services and Supplies	\$33,862
Insurance	\$1,153.64
Total	\$84,749.64

Emergencies? We've Got Your Back.

OCWA Response Teams Emergency (OERT) can arrive in your community within hours

- Water Response Trailer (5)
- ◆ Rehabilitation Trailer (1)
- ◆ Wastewater Response Trailer (2)



Changing Habits, Protecting Infrastructure

I Don't Flush public awareness campaign.

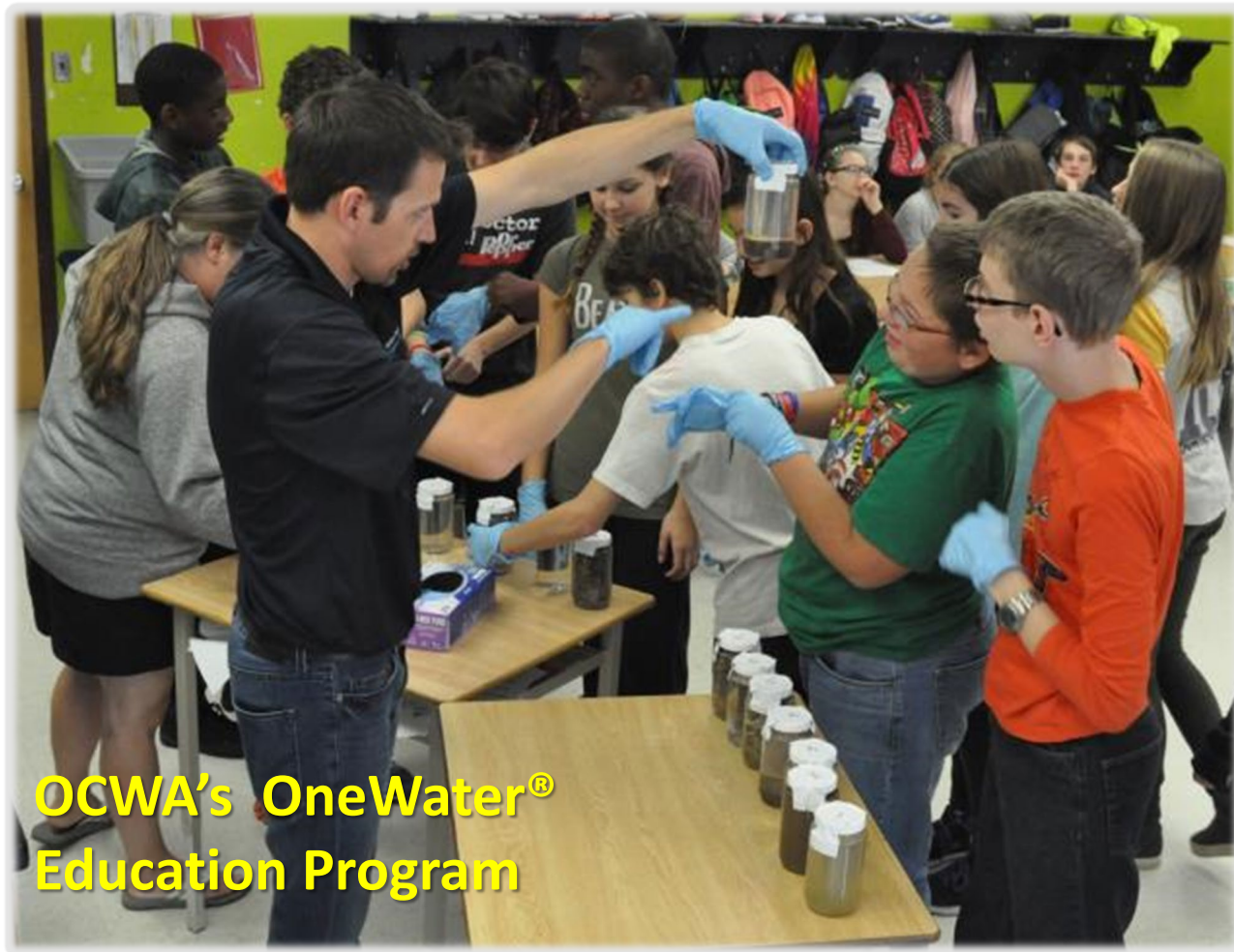


**I don't
flush**

www.idontflush.ca



Teaching Youth the Value of Water



OCWA: Your Best Choice in Water and Wastewater

Lowest Risk, Highest Quality, Best Value

- Total water and wastewater solutions provider: full range of services
- Hub and spoke structure provides economies of scale
- Full cost-recovery Agency aligned with public mandate
- Best-in-class compliance and safety record
- 5 fully-equipped Emergency Response Teams
- 600+ Certified Operators
- Employees play an active role in your communities

Thank you.

